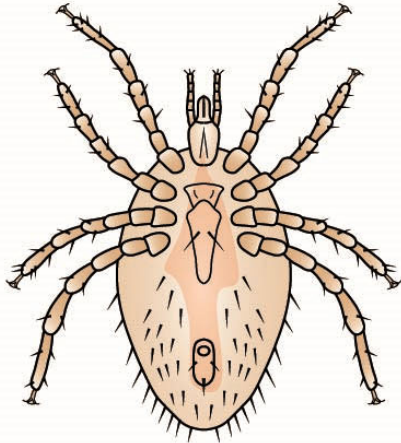
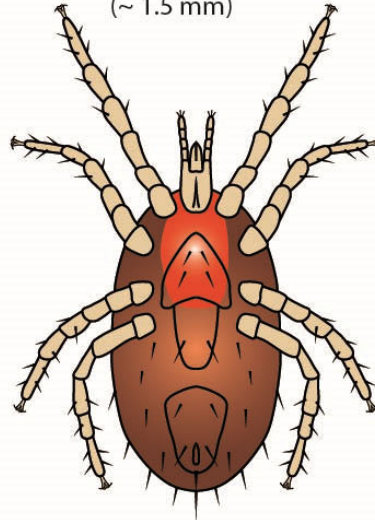


Acari: Mesostigmata

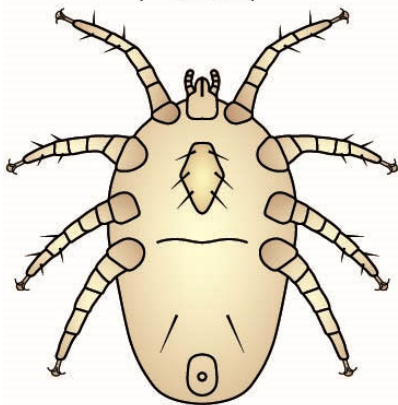
Ornithonyssus
adult female (ventral)
(~ 1 mm)



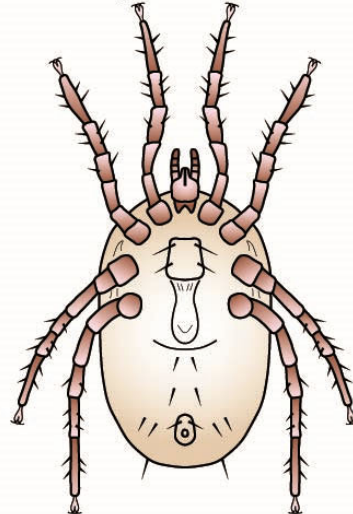
Dermanyssus
adult female (ventral)
(~ 1.5 mm)




Pneumonyssus
adult female (ventral)
(~ 1.3 mm)



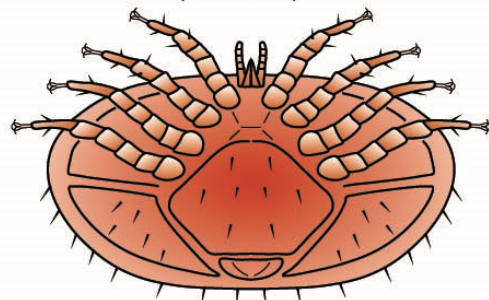
Raillietia
adult female (ventral)
(~ 1.4 mm)



Sternostoma
adult female (ventral)
(~ 0.7 mm)



Varroa
adult female (ventral)
(~ 1.5 mm)

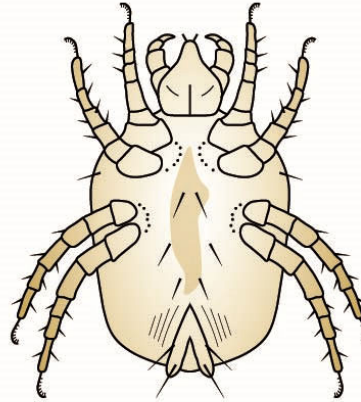


Acari: Prostigmata

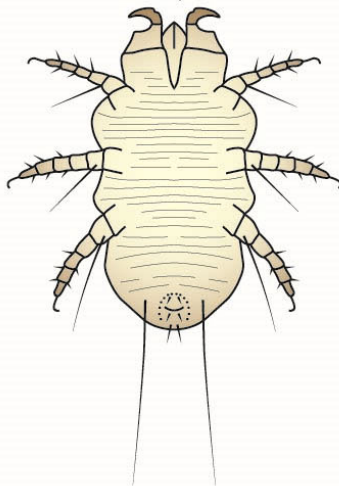
Demodex
adult (ventral)
(~ 400 μ m)




Cheyletiella
adult female (ventral)
(~ 500 μ m)



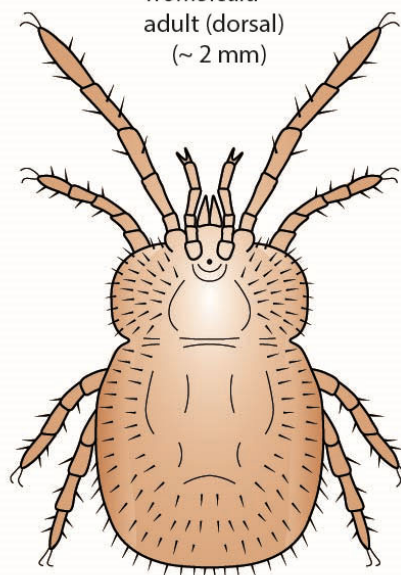
Myobia
adult female (ventral)
(~ 500 μ m)




Psorobia
adult female (ventral)
(~ 200 μ m)



Trombicula
adult (dorsal)
(~ 2 mm)

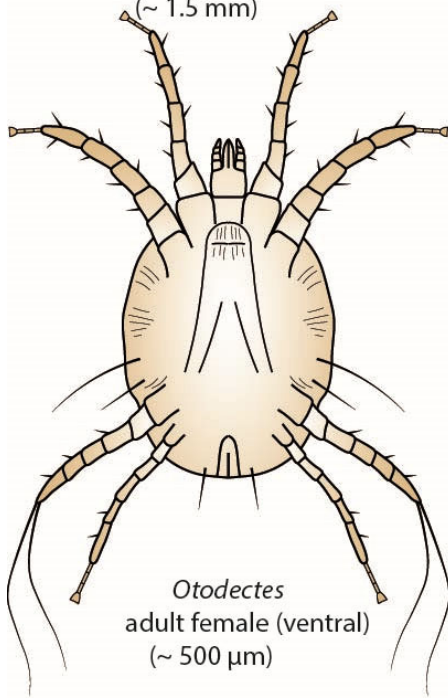


Trombicula
larva (dorsal)
(~ 500 μ m)

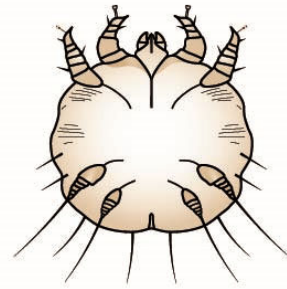


Acari: Astigmata 1

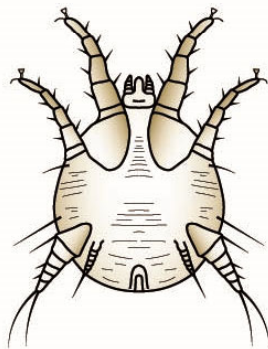
Psoroptes
adult female (ventral)
(~ 1.5 mm)




Sarcoptes
adult female (ventral)
(~ 400 μ m)



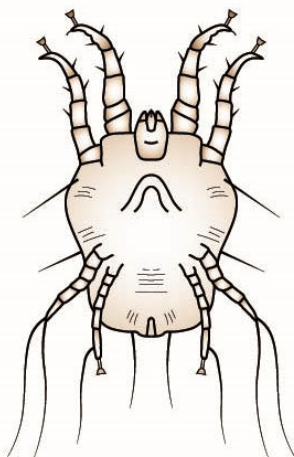
Otodectes
adult female (ventral)
(~ 500 μ m)



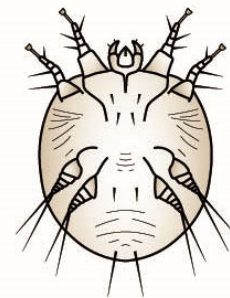
Notoedres
adult male (ventral)
(~ 300 μ m)



Chorioptes
adult female (ventral)
(~ 500 μ m)

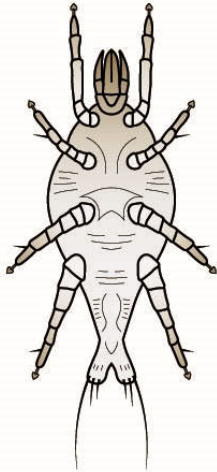


Trixacarus
adult female (ventral)
(~ 240 μ m)

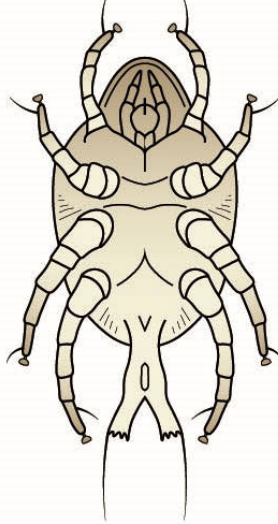


Acari: Astigmata 2

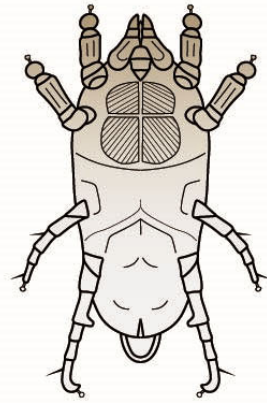
Lynxacarus
adult male (ventral)
(~ 500 μm)




Leporacarus
adult male (ventral)
(~ 600 μm)



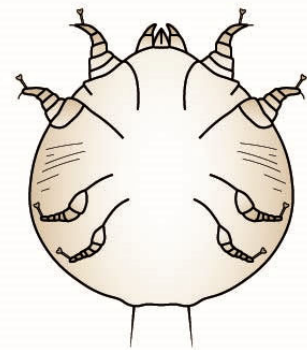
Chirodiscoides
adult male (ventral)
(~ 500 μm)



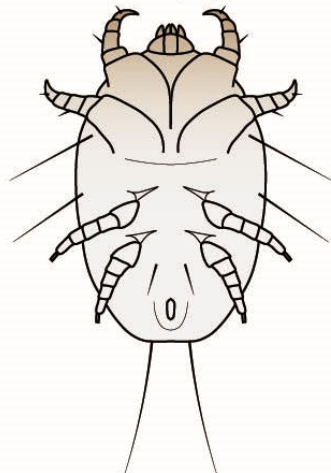
Cytodites
adult male (ventral)
(~ 500 μm)



Knemidocoptes
adult male (ventral)
(~ 500 μm)



Laminosioptes
adult male (ventral)
(~ 700 μm)



Myocoptes
adult male (ventral)
(~ 380 μm)

