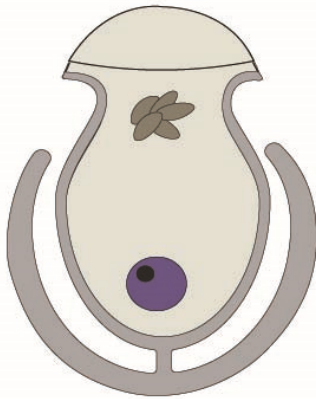


Ascetospora

haplosporidia

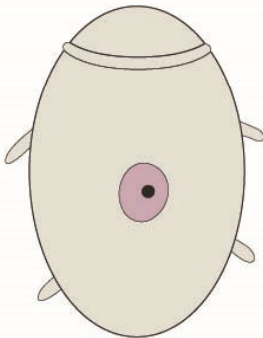
Haplosporidium
(3-8 μm)



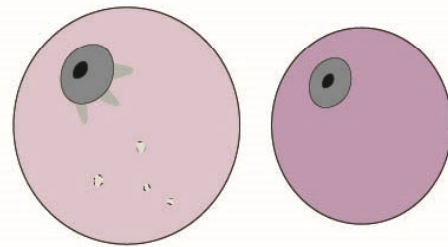
Minchinia
(3-8 μm)



Bonamia
(4-6 μm)



Mikrocytos
(2-5 μm)



paramyxean

Marteilia
(4-10 μm)

